





# HOW TO GET THE MOST OUT OF GOOD BOOK!



## READ FOR ENJOYMENT!

*Above any other purpose for reading a book together is reading for enjoyment. This alone will help you raise a child who LOVES to read. Take pleasure in spending time with one another, paging through favorite stories, using voices for the characters, admiring the illustrations and bonding over a good book. Read everything and read often...even if that means reading a favorite story over and over and over again!*



### 1. Ask Questions.

Before, during, and after reading, ask your child questions! WH- questions are a good place to start: **Who** are the characters? **What** happened? **Where** did the story take place? **Why** did the character do what he/she did? Was there a problem and how was it solved?



### 2. Talk about the pictures.

Illustrations are such a rich source of information for the reader. They work with the text to give the reader clues about the story. Ask your child what they see. Identify characters, colors, and facial expressions. Talk about the setting and the action happening on the page.



### 3. Search and find.

If your child is a preschooler (ages 2-6), use the text and pictures to find letters, words, colors and shapes! For example, search for the letters in your child's name or have them point out the color red. This helps them see these things used in context and make meaning of the world around them.



### 4. I read. You read.

If your child is a reader or learning to read, share the fun! You can alternate pages or even sentences. If they're still learning to read or if the text is too hard for them, read a sentence and let them repeat you. This is a great way to model fluency (reading smoothly without errors).

# Fiction Retelling Hand



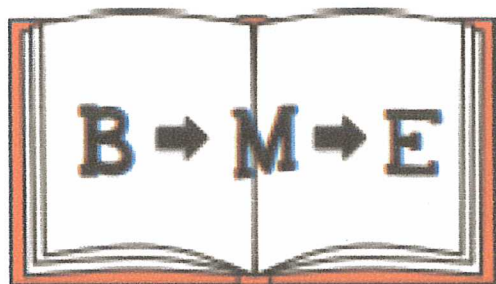
Characters

Setting & Time

Problem

Events






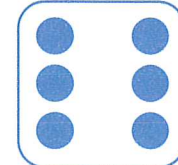
Solution






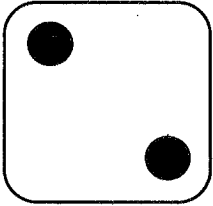




# Roll & Chat

Take turns rolling the die and talking about the topic next to that number.

If you roll a...	Chat about...
	What was your favorite part of the story and why?
	What is your favorite illustration and what does it show?
	Pick 2 characters. Compare how they are alike and different.
	What is the setting of the book?
	What happened at the end of the story?
	Did you learn any lessons from the story?

# Read Fiction and Roll


Read a fiction book and answer the questions. Roll a die and complete the activity for the book you read.

	Write a description of the main character.
	Write a summary of the book.
	Describe the setting(s) from the book.
	Describe the problem and how it was solved.
	Make a text-to-self, text-to-text, or text-to-world connection to the book.
	Write a book review and give it a rating.




## read and roll


After reading fiction, roll the die to see which activity to complete for the book that you read.




Write a summary of the chapters or section you read today.




Write a book review for your story. Rate your story 1-10 and give details to support your rating.




Create a timeline to show the major events in your story. Be sure to include illustrations for your timeline.



Use a Venn Diagram to compare yourself to one of the main characters of the story.




Write a character interview. Come up with 5 questions you would ask the main character and then answer the questions as if you were the main character.




Write an acrostic poem about the book using the letters of the book title or a character's name.




# Roll-A-Question



Which character from the story would you want as a friend & why?




What was your least favorite part of the story & why?



Retell what happens in the beginning of the story.



What was the theme, or central message from the story?



What point of view is the story told from & how do you know?




Choose one character. Tell 2 character traits to describe them.



Describe the setting in the story (time and place).



Tell the author's purpose for writing this text (persuade, inform, or entertain).



In your opinion, what was the most important part in the story?



What was the problem in the story?