

Learn to use Canvas- parents (observer)

This year, 6th through 9th-grade teachers at Early Light Academy will be using Canvas for communication with parents. Here you will find important dates and news about your students' classrooms. Teachers will use Canvas for assignments and assessments. Please take time to set up your parent account as soon as possible so you can observe what your students are doing in class this year.

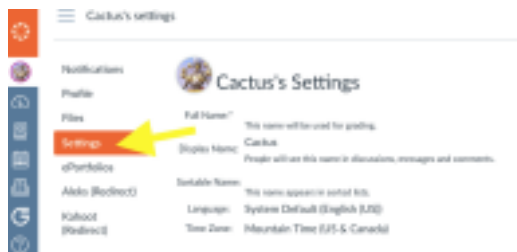
Start Here: <https://earlylightacademy.instructure.com>

You will first need to have your student log into their Canvas account. Their username is their SSID number located in Aspire. Their password is ela followed by that same number. Example:
User ID: 9876543
Password:ela9876543

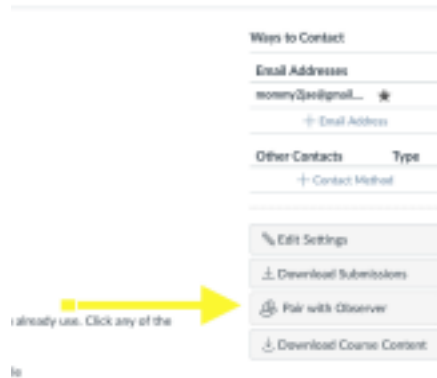
In your student's account, click on "Account", then click on "Settings"



Next, click on "settings"



On the left-hand side will find, "pair with observer". Click on that button



This will then give you a code to add into your parent/ observer account.

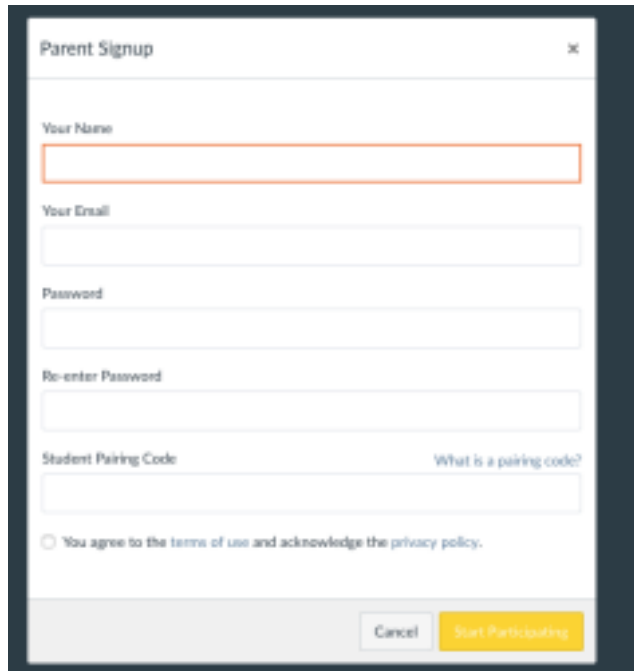


It would be best to write down the “Pair with Observer” codes for each of your children at this point.

To set up your parent account, make sure you are logged out of all of the student accounts and go back to <https://earlylightacademy.instructure.com>
Click on “Need a Canvas Account”



Next, click, “Sign up as a parent”



Parent Signup ✕

Your Name

Your Email

Password

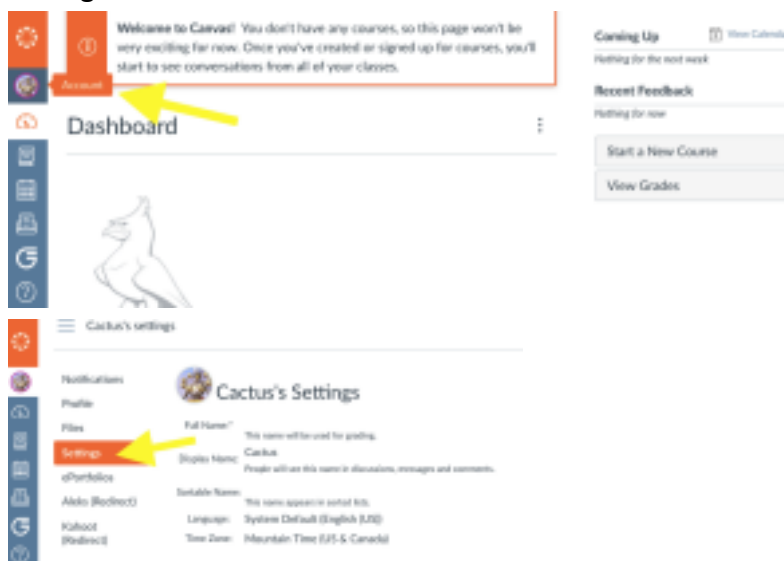
Re-enter Password

Student Pairing Code What is a pairing code?

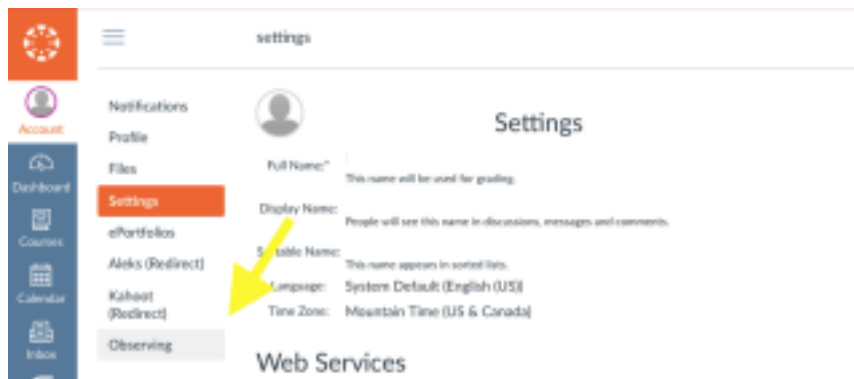
☐ You agree to the [terms of use](#) and acknowledge the [privacy policy](#).

You will then fill out the required information. This is where you will enter the Student Pairing Code for one of your students. You will be able to add other students after your account is made. After you have filled out the information, click the yellow, “Start Participating” button.

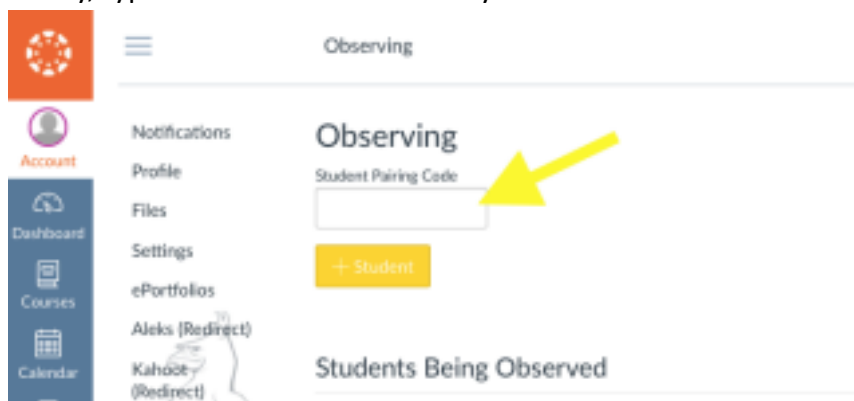
To add students to your account, log in to your parent account, click on account and then settings as before.



Then click on “observing”. You will be able to see the students that you are observing in your account as well as add new students.



Finally, type in the code that was on your student's account and click "+ student".



For further assistance, you may use the guides located at the following websites. For forgotten passwords, please contact Shannon Berry at sberry@earlylightacademy.org

Online self-paced course

<https://community.canvaslms.com/community/answers/resources>

Parent set up guide

<https://community.canvaslms.com/docs/DOC-10913-414473163>

<https://community.canvaslms.com/docs/DOC-10917>